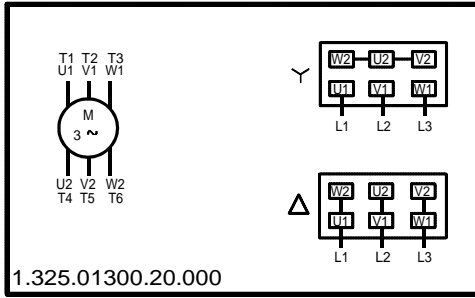
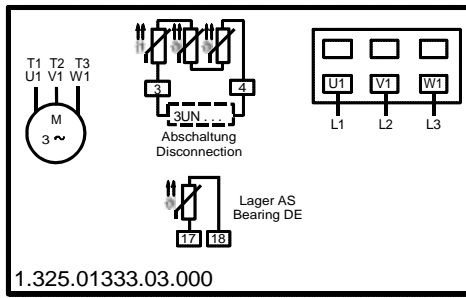


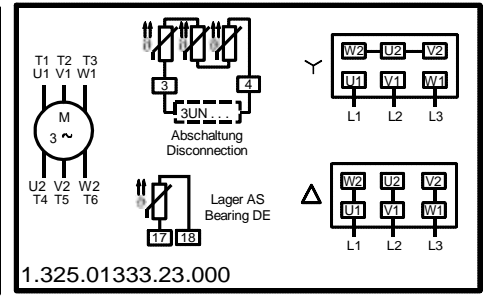
Standard/NEMA



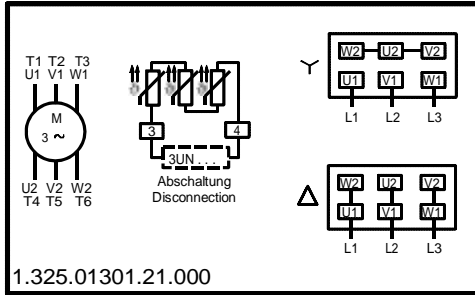
A72
U1, V1, W1



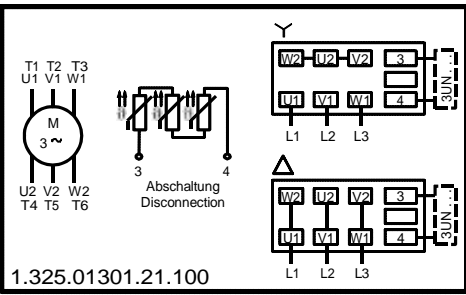
A72
U1, V1, W1, U2, V2, W2



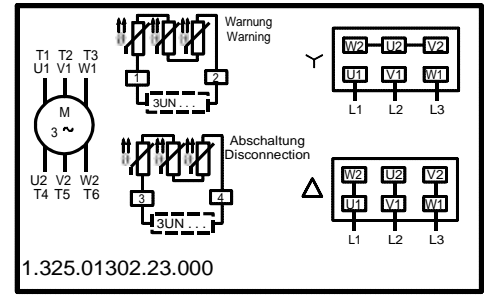
1MJ
A11



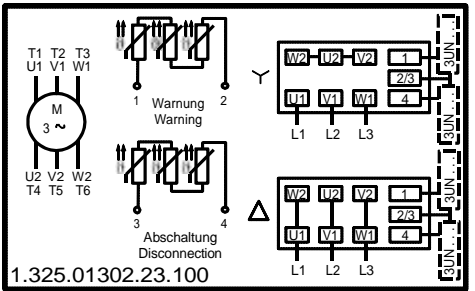
1MJ
A11 (Kabelschuh / cable lug)



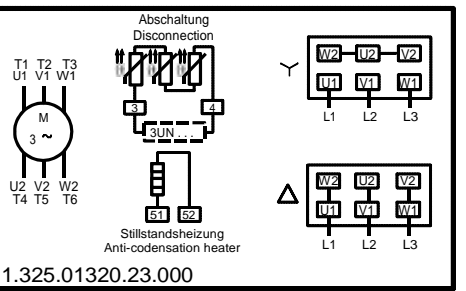
1MJ
A12



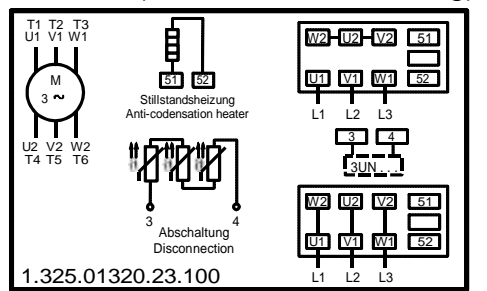
1MJ
A12 (Kabelschuh / cable lug)



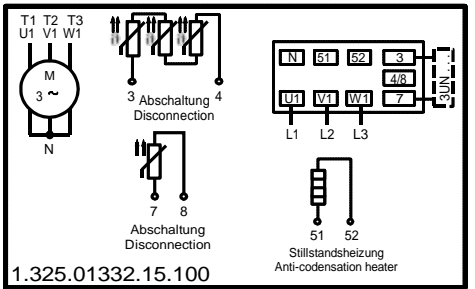
1MJ AH 180
A11; K45



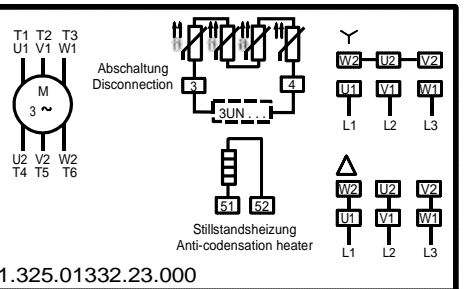
1MJ
A11; K45 (Kabelschuh / cable lug)



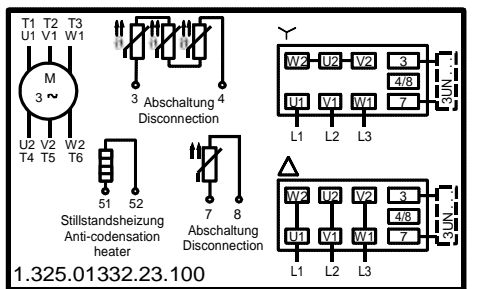
1MJ bis/to AH/SH 160
A15, K45 (Kabelschuh)



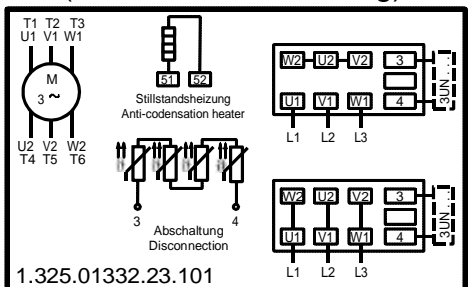
1MJ ab/above AH/SH180
A11, K45



1MJ bis/to AH/SH 160
A15 (Kabelschuh / cable lug) K45



1MJ bis/to AH/SH 160
A11 (Kabelschuh / cable lug), K45



	Maßstab / scale
A&D SD	Haupt- und Hilfsklemmenpläne
Datum / Date 21.11.2001	Main- and auxiliary terminal diagrams
Einheit / unit: mm	
SIEMENS	1MJ